

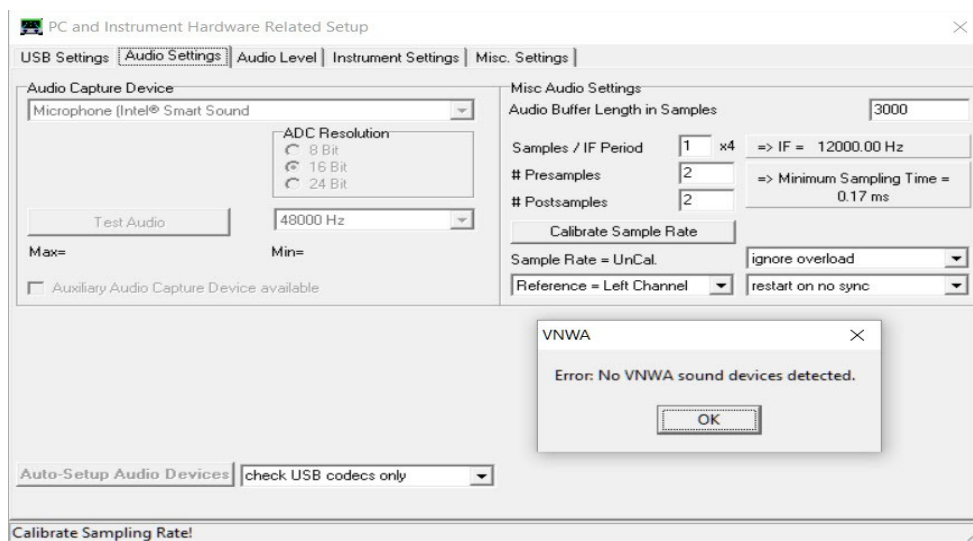


No VNWA sound devices detected after upgrade to Windows 10 feature release 1703

What is the Problem:

Since October 2017 Microsoft has started to upgrade the Windows 10 Operating Systems on Windows Computers Worldwide to new feature release 1703.

A number of VNWA users have found that one or both USB Codecs are no longer visible after starting the VNWA Application and the VNWA fails to operate. The reported error is “**No VNWA sound devices detected**”



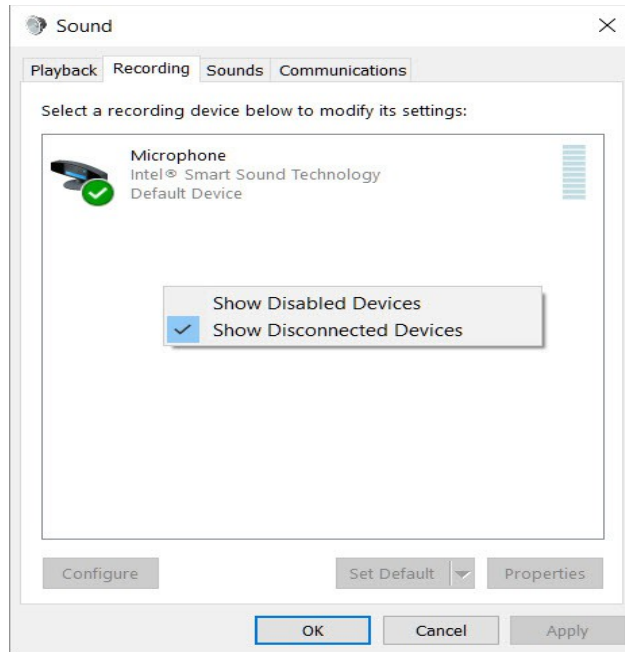
What causes this issue

It appears that the Windows 10 1703 upgrade detects the presence of the USB Codec devices, previously used with the VNWA Application however the W10 upgrade then changes the status of the USB Codec Devices to **DISABLED**. Moreover after the upgrade any Disabled Devices are **No longer shown** in the Tab **Settings – Sound – Recording**.

How to fix:

Running the USBView Application (details in the VNWA helpfile) with the VNWA connected will show the USBCodec are present and detected.

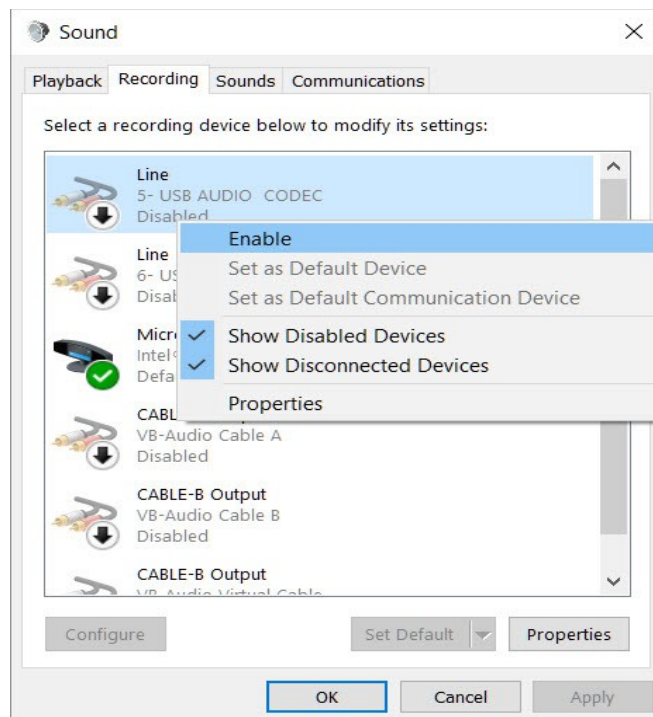
Now select Windows tab; **Settings – Sounds – Recording** which should show the picture below: A right-hand Mouse click on any Device shown opens a new sub-menu. Now tick the box “**Show Disabled Devices**”



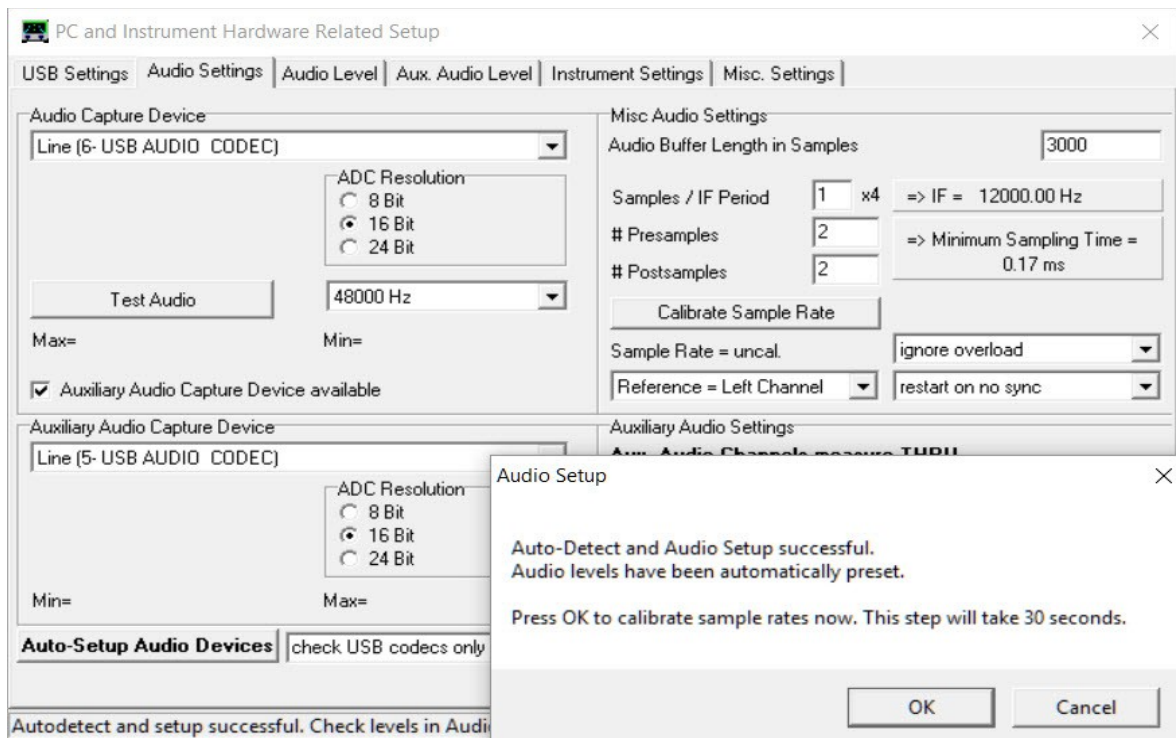
Now the all disabled USB Audio Devices are displayed.

Next do a right-hand mouse click on a **disabled** USB Audio Codex device. A new sub-menu is displayed. Select and change status to **Enable** as shown below.

If you have a VNWA 3E next find the second USB Codec and change the status of this device also to **Enable**



Next when pressing the button "Auto-Setup Audio Devices" the missing USB Codecs will be detected by the VNWA application and the error should be fixed as shown below.



Good luck.

Jan Verduyn SDR-Kits - 20th November 2017